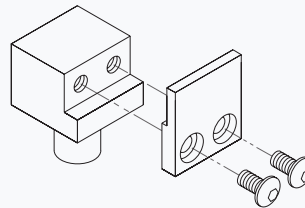


This rugged snap gage features a precision box-way range adjustment channel to protect the anvil shafts and maximize frame clearance.

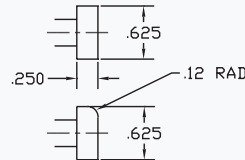
## FEATURES:

- ✓ .090" gaging travel is standard, optional with .500".
- ✓ Precision box-way slide allows 1" of range adjustment.
- ✓ Rugged frame is machined from 5/8" thick aluminum jig plate.
- ✓ 5/8" solid carbide lapped anvils with generous lead radius.
- ✓ Anvils are flat and parallel within .00015" on frame sizes below 4", within .0002" on 4"-8" frames, .00025" on 8-12" frames and within .0003" above 12".
- ✓ Heat insulating impact resistant handles.
- ✓ Adjustable nylon backstop protects parts.
- ✓ Collet mounted indicator can be rotated to suit application.
- ✓ May be used with any Dorsey "High Amplification", "Traditional", or digital indicator.

Range		Flat 5/8" sq. anvils	
		2150-01	
Inch	Metric	.0001" grad multi rev.	Without indicator
0 - 1"	0 - 25mm	SDN-00	SDN-00NI
1 - 2"	25 - 51mm	SDN-100	SDN-100NI
2 - 3"	51 - 76mm	SDN-200	SDN-200NI
3 - 4"	76 - 102mm	SDN-300	SDN-300NI
4 - 5"	102 - 127mm	SDN-400	SDN-400NI
5 - 6"	127 - 152mm	SDN-500	SDN-500NI
6 - 7"	152 - 178mm	SDN-600	SDN-600NI
7 - 8"	178 - 203mm	SDN-700	SDN-700NI
8 - 9"	203 - 229mm	SDN-800	SDN-800NI
9 - 10"	229 - 254mm	SDN-900	SDN-900NI
10 - 11"	254 - 279mm	SDN-1000	SDN-1000NI
11 - 12"	279 - 305mm	SDN-1100	SDN-1100NI
12 - 13"	305 - 330mm	SDN-1200	SDN-1200NI
13 - 14"	330 - 356mm	SDN-1300	SDN-1300NI
14 - 15"	356 - 381mm	SDN-1400	SDN-1400NI
15 - 16"	381 - 406mm	SDN-1500	SDN-1500NI
16 - 17"	406 - 432mm	SDN-1600	SDN-1600NI
17 - 18"	432 - 458mm	SDN-1700	SDN-1700NI
18 - 19"	458 - 483mm	SDN-1800	SDN-1800NI
19 - 20"	483 - 508mm	SDN-1900	SDN-1900NI
20 - 21"	508 - 533mm	SDN-2000	SDN-2000NI
21 - 22"	533 - 559mm	SDN-2100	SDN-2100NI
22 - 23"	559 - 584mm	SDN-2200	SDN-2200NI
23 - 24"	584 - 610mm	SDN-2300	SDN-2300NI
48502-S	BENCH STAND		




Blade type anvil  
Special sizes available



Part #2029  
Standard carbide anvil

To specify a lifting lever, add "-L" to end of part number.

To specify side stops, add "SS" to end of part number. Note: Side stops are made to order.



Solid carbide anvils feature generous lead radius to protect part

SDN-700 snap gage

OPTIONAL CONTACT TRAVEL	INTERCHANGABLE BLADE ANVILS		
	PART #	A DIM.	B DIM.
To specify extended gaging contact travel, add "TXX" to end of part number. -T100 = .100" Travel -T500 = .500" Travel Standard with Lifting Lever (-L)	2274-1	.040" (1.0mm)	.08
	2274-2	.060" (1.5mm)	.12
	2274-3	.080" (2.0mm)	.16
	2274-4	.100" (2.5mm)	.20
	2274-5	.125" (3.2mm)	.31
	2274-6	.156" (4.0mm)	.31
	2274-7	.187" (4.7mm)	.31

Part # sequence: snap gage part #, contact travel, blade anvil, lifting lever, side stops